



**RC-L MNW
SHARING PRESENTATION
APRIL 2, 2009**

RC-L ENROLLMENT DATA

Current Enrollment by Grade in District				
	<u>Boys</u>	<u>Girls</u>	<u>Total</u>	
Kindergarten	17	24	41	
1st Grade	14	19	33	
2nd Grade	21	16	37	
3rd Grade	20	22	42	
4th Grade	15	12	27	
5th Grade	9	15	24	
6th Grade	18	18	36	
7th Grade	18	13	31	
8th Grade	24	21	45	
9th Grade	19	16	35	
10th Grade	29	12	41	
11th Grade	22	17	39	
12th Grade	16	19	35	
TOTAL	242	224	466	

MNW ENROLLMENT DATA

Current Enrollment by Grade in District

	<u>Boys</u>	<u>Girls</u>	<u>Total</u>	
Kindergarten	27	23	50	7 Optional K
1st Grade	20	17	37	
2nd Grade	15	23	38	
3rd Grade	20	22	42	
4th Grade	14	25	39	
5th Grade	29	22	51	
6th Grade	21	15	36	
7th Grade	40	22	62	
8th Grade	25	24	49	
9th Grade	28	26	54	
10th Grade	40	25	65	
11th Grade	27	27	54	
12th Grade	35	34	69	
Rabiner Students			10	
Total	341	305	656	

RC-L PROJECTED ENROLLMENT NUMBERS

School Year	K	1	2	3	4	5	6	7	8	9	10	11	12	BEDS K-12	SE	BEDS Sum
Enrollment History																
Y99-00	33	40	44	43	48	42	56	38	40	51	45	58	49	587	5	592
Y00-01	45	31	34	42	40	50	44	57	41	40	53	42	61	580	2	582
Y01-02	32	47	31	35	40	39	46	41	52	40	38	47	43	531	0	531
Y02-03	52	28	45	31	34	42	39	46	39	53	40	38	47	534	0	534
Y03-04	41	42	31	47	37	37	40	38	47	38	53	41	39	531	0	531
Y04-05	50	30	40	29	45	34	38	39	37	50	39	50	38	519	0	519
Y05-06	56	32	31	40	31	45	38	38	41	39	51	39	53	534	0	534
Y06-07	46	40	29	27	38	29	43	36	40	42	40	47	39	496	0	496
Y07-08	50	39	44	30	25	39	29	42	37	41	44	39	49	508	0	508
Y08-09	51	33	37	42	27	26	36	30	45	37	42	39	35	480	0	480
Projected Enrollments																
Y09-10	55	40	33	35	40	27	26	36	31	47	38	40	38	486	0	486
Y10-11	55	39	39	31	34	40	27	26	37	32	48	36	39	483	0	483
Y11-12	55	39	38	38	30	34	40	26	27	38	33	45	35	478	0	478
Y12-13	56	38	38	36	36	29	34	39	27	28	39	31	44	475	0	475
Y13-14	54	39	38	36	35	35	30	33	41	28	28	37	31	465	0	465

MNW PROJECTED ENROLLMENT NUMBERS

School Year	K	1	2	3	4	5	6	7	8	9	10	11	12	BEDS K-12		
	Enrollment History															
Y99-00	71	62	63	75	66	71	76	86	56	54	63	60	81	884		
Y00-01	60	60	60	67	83	68	73	71	83	52	58	64	73	872		
Y01-02	84	45	59	58	62	78	73	74	72	82	54	56	58	855		
Y02-03	37	65	38	53	50	55	71	73	66	72	89	60	57	786		
Y03-04	47	37	60	39	55	51	53	70	71	65	72	78	51	749		
Y04-05	39	49	35	55	38	53	52	57	73	68	70	73	81	743		
Y05-06	50	33	46	31	59	35	53	52	53	73	75	69	68	697		
Y06-07	45	42	30	48	34	64	41	53	63	58	70	74	64	686		
Y07-08	51	36	37	33	50	33	64	45	53	65	57	70	69	663		
Y09-10	57	37	38	42	39	51	36	62	50	53	64	54	69	652		
Projected Enrollments																
Y10-11	50	53	35	39	45	39	54	37	66	51	54	63	52	638		
Y11-12	49	41	50	36	41	45	41	55	39	67	52	53	61	630		
Y12-13	49	41	39	51	38	41	47	42	59	40	68	51	51	617		
Y13-14	50	41	39	40	54	38	43	48	44	59	41	67	49	613		
Y14-15	49	42	39	39	43	54	40	45	51	45	61	40	65	613		

RC-L OPEN ENROLLED STUDENTS

	IN	OUT	NET
MNW	6	7	-1
NF	0	4	-4
WLVA	1	0	1
PP	5	6	-1
PV	2	2	0
SAC	2	12	-10
SCAL	7	5	2
Total	23	36	-13

MNW OPEN ENROLLED STUDENTS

	IN	OUT	NET
FD	36	52.4	-16.4
GCB	1	0	1
HUM	2	8	-6
PA	4	0	4
PP	34	1	33
PV	11	5	6
RCL	5	5	0
SCtrl	1	0	1
Total	94	71.4	22.6

RC-L UNSPENT BALANCE

<u>Date</u>	<u>Max. Authorized Budget</u>	<u>Expenditures</u>	<u>Unspent Balance</u>
FY02	\$3,969,485	\$3,800,668	\$168,817
FY03	\$4,041,421	\$3,812,742	\$228,679
FY04	\$3,995,607	\$3,954,622	\$40,985
FY05	\$3,875,814	\$4,069,171	-\$193,357
FY06	\$4,290,969	\$4,167,814	\$123,155
FY07	\$4,081,836	\$4,300,660	-\$218,824
FY08	\$4,311,610	\$4,662,776	-\$351,166
FY09	\$???	\$???	-\$???

MNWW UNSPENT BALANCE

<u>Date</u>	<u>Max. Authorized Budget</u>	<u>Expenditures</u>	<u>Unspent Balance</u>
FY02	\$6,770,926	\$6,457,093	\$313,833
FY03	\$7,062,286	\$6,650,390	\$411,896
FY04	\$7,057,572	\$6,882,756	\$174,816
FY05	\$7,939,575	\$7,892,005	\$47,570
FY06	\$6,968,491	\$5,853,965	\$1,114,526
FY07	\$9,466,196	\$8,241,420	\$1,224,776
FY08	\$9,853,425	\$8,642,912	\$1,210,513
FY09	estimated		\$610,000

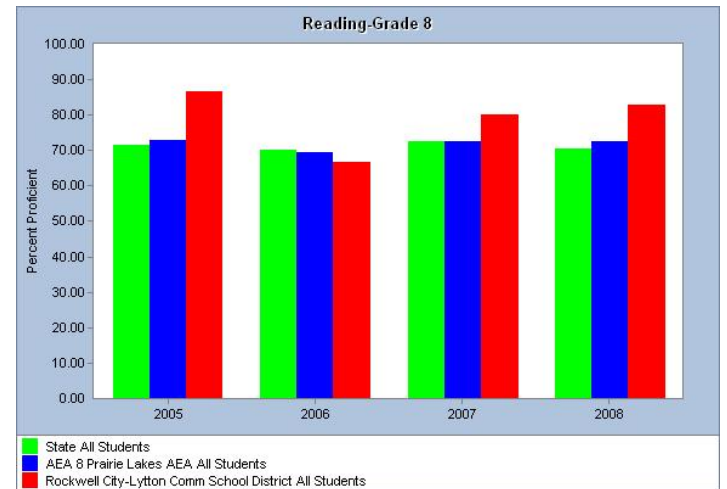
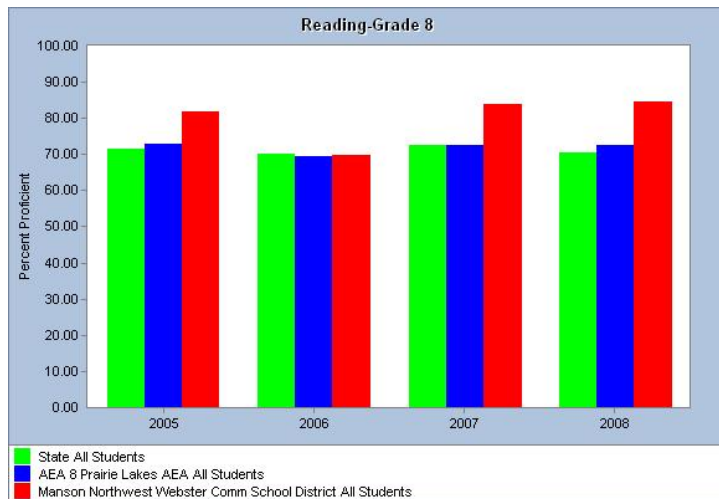
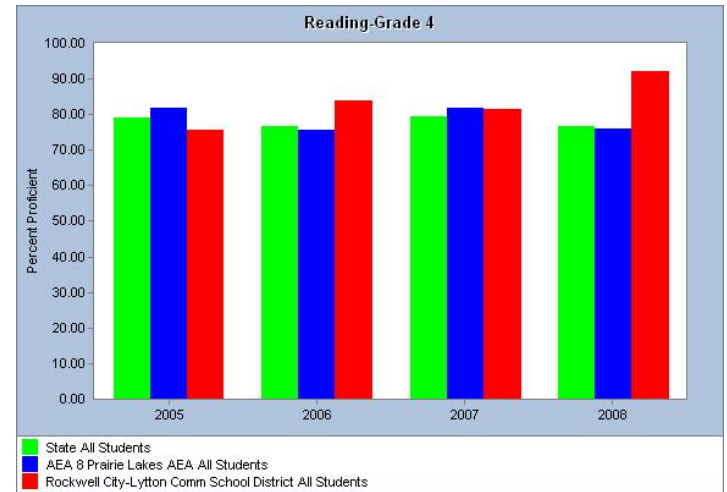
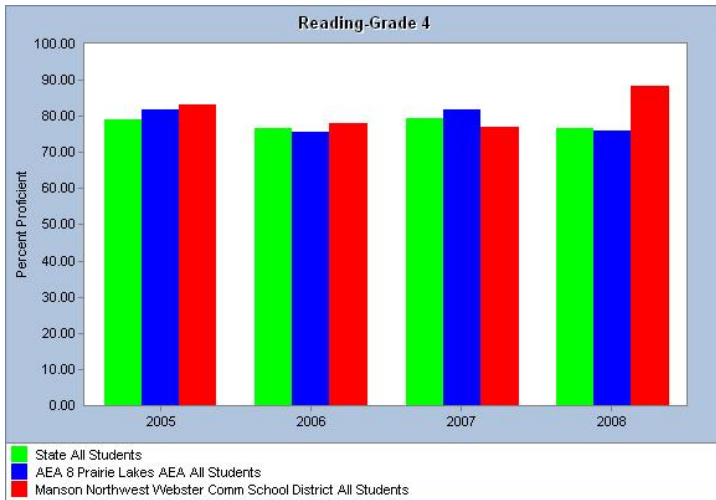
RC-L SECONDARY CLASS SIZES (0-5) & (6-10)

0-5			6-10	
Life Skills	5		Pre-Calc	10
General Math	4		General Science	9
Adv Composition	0		General Biology	9
AP Calculus	3		Keyboarding	10
Adv Chemistry	4		Business Mgmt	7
Data Processing	4		Movie Maker	9
Adv Data Processing	3		Tablet PC/Voice Rec	7
Accounting	4		Beg. Woods	7
Adv Accounting	2		Wood tech	8
Horticulture	3		Mech Drafting	9
Senior Art	3		Residential Drawing	6
French 3	2		Machine Mgmt	7
French 4	3		Visual Arts II	9
Health 2	4		Fund of Design	8
Electronic Tech	4		Photography	9
Food and Nutrition	5		Health I	8
Adv Food and Nutrition	3		Child Development	7

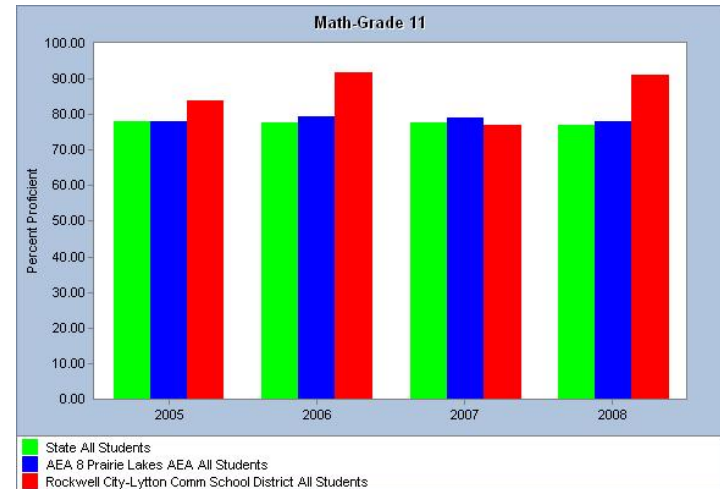
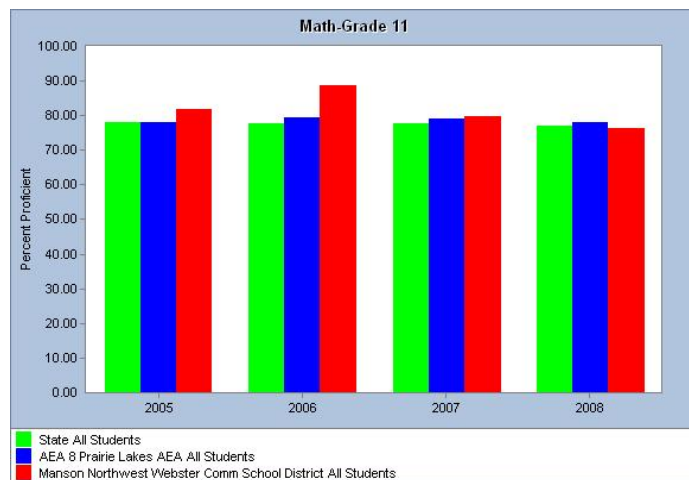
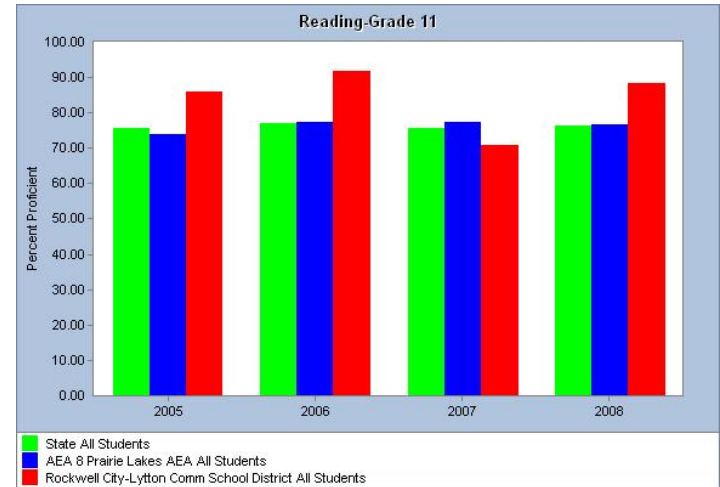
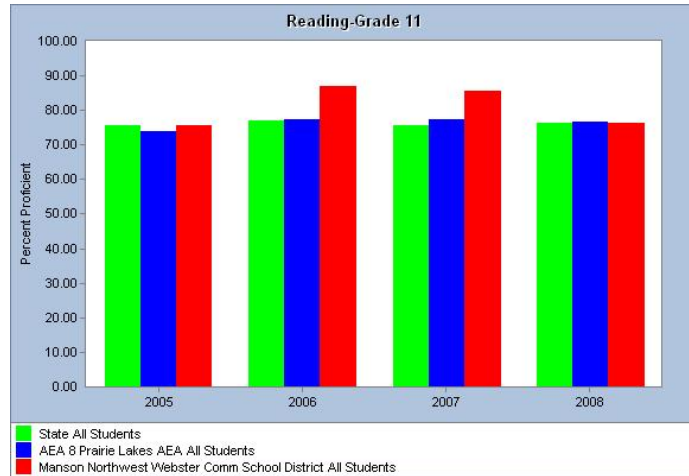
MNW SECONDARY CLASS SIZES (1-5) & (6-10)

1-5 STUDENTS			6-10 STUDENTS	
<u>COURSE</u>			<u>COURSE</u>	
Eng Lit	4		Creative Writing	7
Adv Mech CAD	2		Math App I, II, and III	8
Architectural CAD	3		General Science	6
Building Trades I	3		Environmental Science	8
Building Trades II	1		Biotech	6
Farm Bus Mgmt	4		App Physics	7
Small Animal Pet Care	5		Physics	4
Laser III	5		Economics	8
2 Dim Art	4		Intro to Bus	9
Art Survey	3		Computer Apps	9
EB Medical Terminology	5		EB Intro to Acctg	6
Music Theory II	4		EB Intro to Business	10
FCS Design	4		Energy, Power, Transpt.	7
			Laser I	8

IOWA TEST INFORMATION



IOWA TEST INFORMATION



Additional Thoughts...

What else can we share with you?

- **Leadership Structure**

- Building Teams
- Building Leadership Teams
- District Leadership Team
- School Improvement Advisory Committee

Professional Development

- Follow the Iowa Professional Development Model and the goal of increasing teacher's knowledge and skills to increase student learning.
 - District Level Plan
 - Building Level Plans
 - Individual Professional Development Plans
 - Carried out through Learning Teams

At Risk – Drop Out Prevention-Resource

- Co-teaching at all levels
- At Risk Associates
- Inclusion over Pull-out
- Tiered Study Halls – High school
- Second Chance Reading
- Alternative Program

Comprehensive TAG Program

- National History Day
- College Portfolio Writing
- Young Scholars Program
- Academic Decathlon
- We the People
- Science Fair
- Iowa Student Political Awareness Club
- Service Learning—Orange Cord Program for all students





High School Successes

- Member of the Iowa High School Project: Funding and support for school improvement initiatives—Successful Practices Network.
- Member of the STEP Grant: Funding and support for implementing the Iowa Core Curriculum.
- Advisor/Advisee program: Smart and Good character education program. Field study school.
- Focus on Rigor and Relevance



Dual Credit Courses

- AP English
- In-house ICCC Psych, Soc, Comp I & II
- 10 Early Bird Courses: Business Ed, Medical Term, Biotech, Building Construction, Auto, Electronics
- On-line ICCC computer lab for concurrent dual credit courses with proctor.
- Typical graduate will have 12-20 hours of college credit.
- 2003 graduate received her AA diploma a week before she completed commencement exercises at MNW; had a B.A. from UNI two years later.
- Current senior has completed over 40 hours of credit at ICCC and will begin school in the fall at a major university as a sophomore.



TECHNOLOGY

- Mass Media computer lab
- Business Education computer lab
- Media Center computer lab
- ICCC On-line Concurrent Courses computer lab
- Industrial Technology computer lab
- Laser engraver technology
- Biotechnology smart board and laptop lab
- Infusion of additional technology set for fall of 2009.

Thriving Fine Arts Department



- Musical: 68 students
- Summer Dinner Theater: 25 students
- Concert Choir: 68 students
- Quantum Show Choir: 22 students
- Jazz, Marching, Concert Band: 58 students
- Fall Play: 54 Students
- Speech: large group 45 students, 12 events, 10 I's




French Club

- Biannual

Trip to France

Departed today

	MNW	RCL
FR 1	41	27
FR 2	37	12
FR 3	20	2
FR 4	19	3



Electrathon Cars



Student-built
All-electric
Race Cars



Weight Lifting/Multipurpose Facility

Constructed in 2007

Weight room 3,500 sq. ft.

Multi-purpose/wrestling 4,500 sq. ft

Computerized lifting programs

Multi-purpose: running, throwing, PE



FALL & SPRINGTIME GRILL



- Student-run restaurant
- 22 Advanced Foods Students
- Serving the public Fri noons
- Average 50 customers




Student Publications


Mass Media Course

- Yearbook
- Newspaper
- Newsletter





FFA



78 Members—6 Iowa Degrees

Numerous trips to conventions
and contests

State Winner and Participant
National Soil Judging Contest



Early Bird Credit

Farm Business Management
Crop Production



RCL-MNW District

- Attendance Centers

○ Barnum	PreK-5	302 students
○ Manson 9-12		340 students
○ Rockwell City Lytton	PreK-8	474 students
○ Total		1,116 students

These three centers would best maintain the student population base with minimum loss on the borders. MNW must pay attention to the eastern half of the district or endure significant loss of students.

Middle School/High School

Middle School

Grade	MNW 6	RCL 6	Total 6	MNW 7	RCL 7	Total 7	MNW 8	RCL 8	Total 8	School Size
Y09-10	54	26	80	37	36	73	66	31	97	250
Y10-11	41	27	68	55	26	81	39	37	76	225
Y11-12	47	40	87	42	26	68	59	27	86	241
Y12-13	43	34	77	48	39	87	44	27	71	235
Y13-14	40	30	70	45	33	78	51	41	92	240

High School

Grade	MNW 9	RCL 9	Total 9	MNW 10	RCL 10	Total 10	MNW 11	RCL 11	Total 11	MNW 12	RCL 12	Total 12	School Size
Y09-10	54	26	80	37	36	73	66	31	97	52	38	90	340
Y10-11	41	27	68	55	26	81	39	37	76	61	39	100	325
Y11-12	47	40	87	42	26	68	59	27	86	51	35	86	327
Y12-13	43	34	77	48	39	87	44	27	71	49	44	93	328
Y13-14	40	30	70	45	33	78	51	41	92	65	31	96	336

The title "Merged Enrollment" is centered at the top of the slide. It is flanked by five circles: a solid light purple circle on the far left, a light purple circle with a thin outline, a solid light purple circle, another light purple circle with a thin outline, and a solid light purple circle on the far right.

Merged Enrollment

Year	RCL	MNW	Total
09/10	486	638	1124
10/11	483	630	1113
11/12	478	617	1095
12/13	475	613	1088
13/14	465	613	1078

Unknown Factors: Economic + or - Open Enrollment +



Combined Budget



- Combined General Fund Authority

FY 09 RCL \$4,526,000




MNW \$6,023,000

Total \$10,549,000

Starting here and projecting forward, we need to determine the best combination of personnel and resources possible for a merged district within the limitations of our combined spending authority.



Timeline



- 2009-2010 Athletic Sharing, Curriculum Alignment and Budget Planning.
- 2010-2011 Whole Grade Sharing
- 2011-2012 Whole Grade Sharing
- 2012-2013 Re-Organization